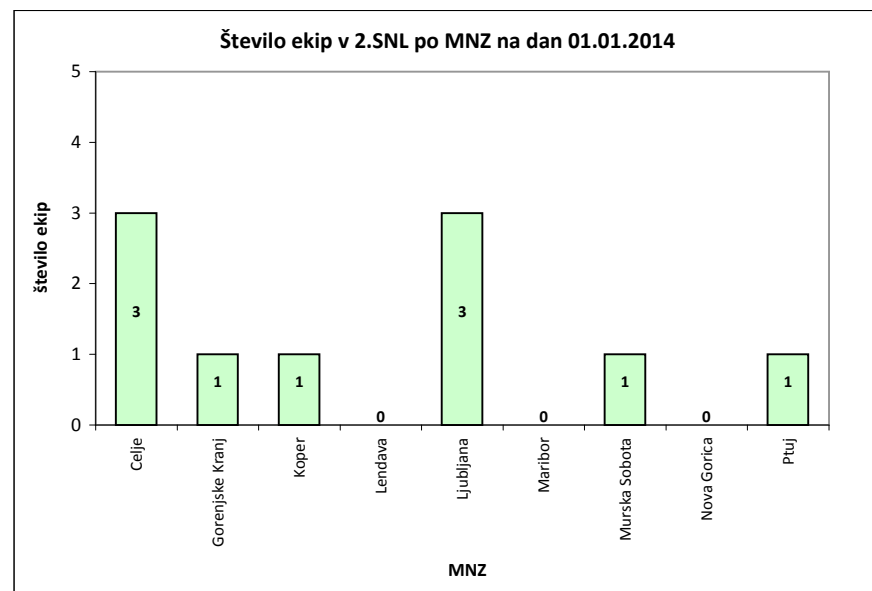
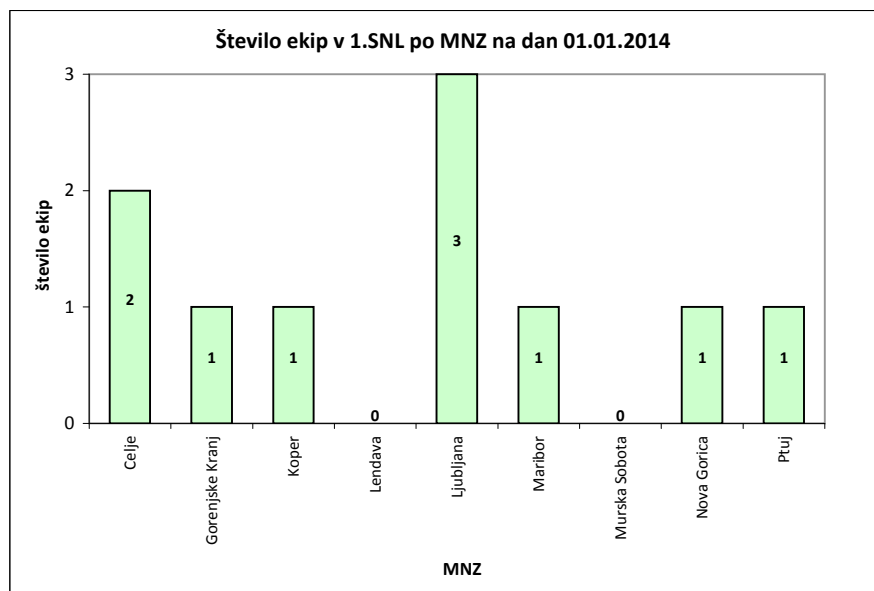
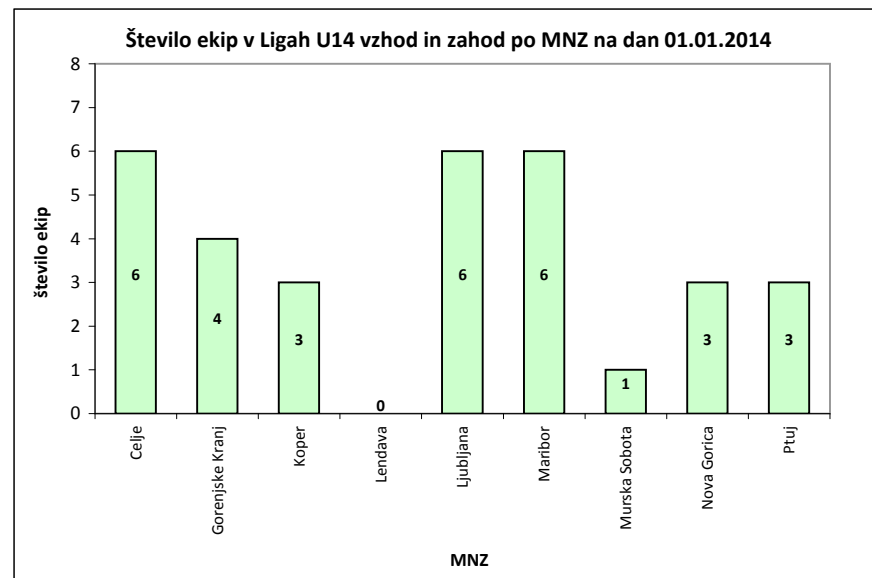
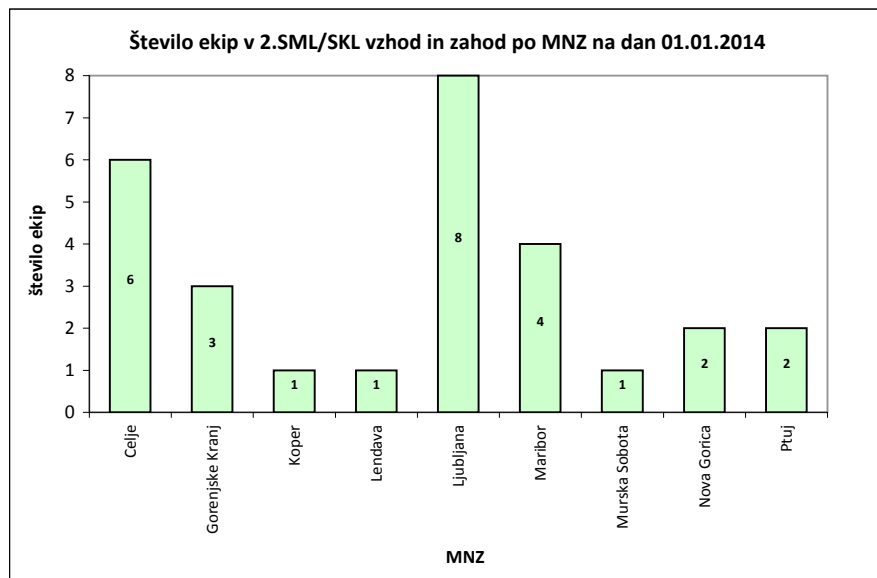
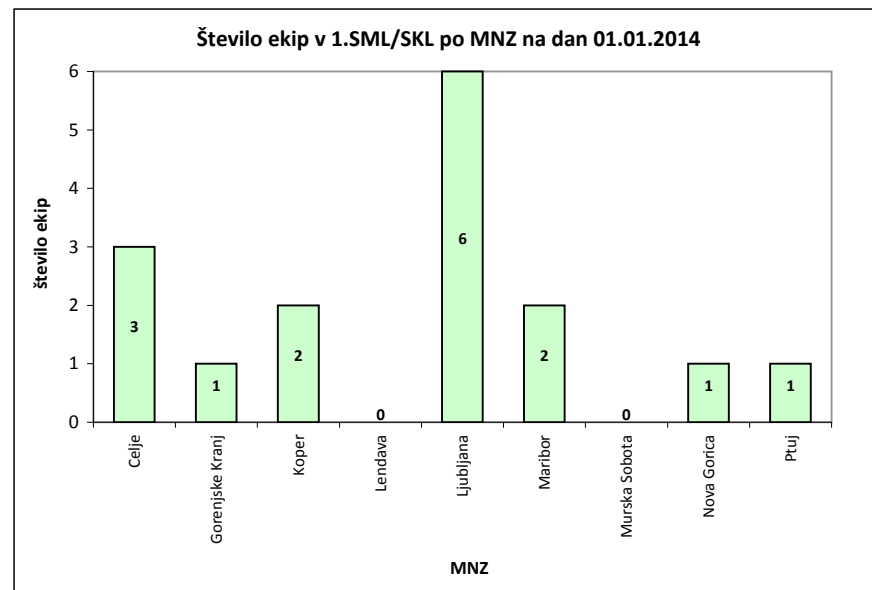
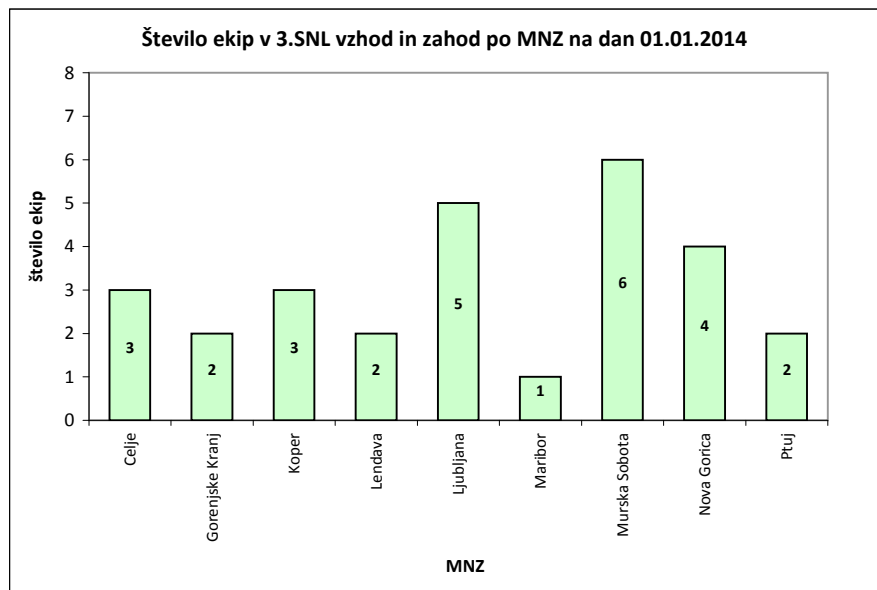


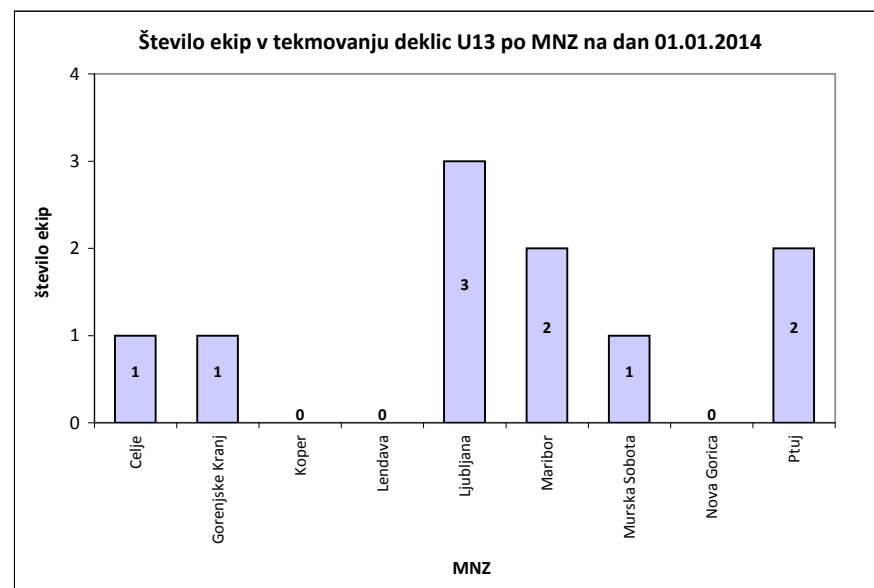
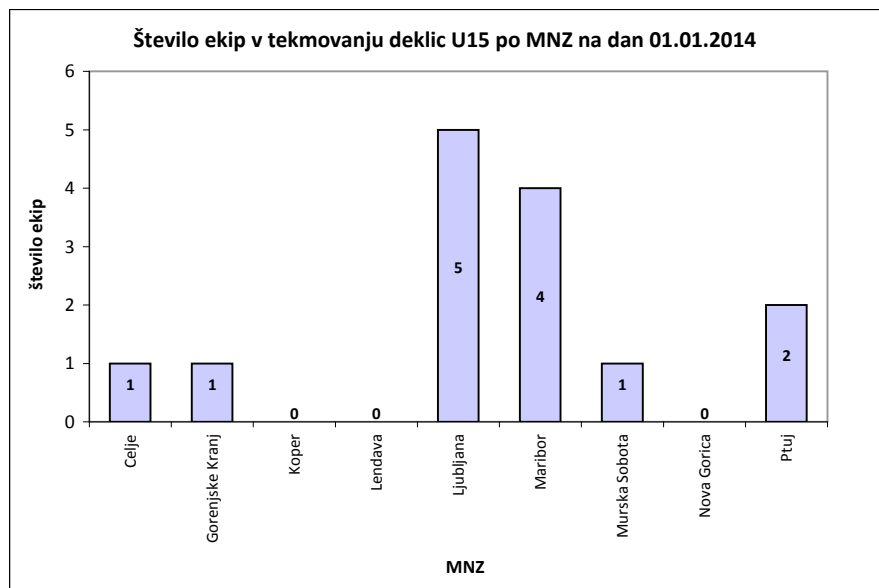
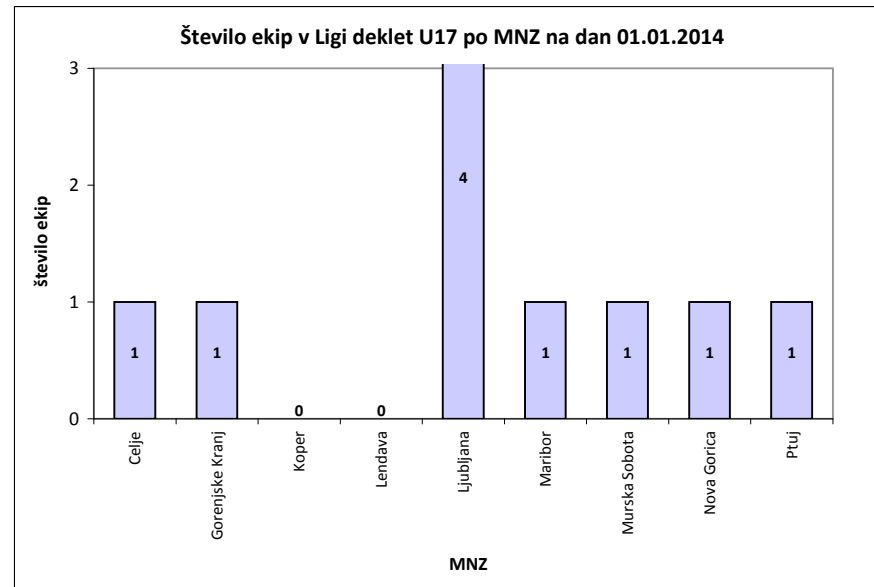
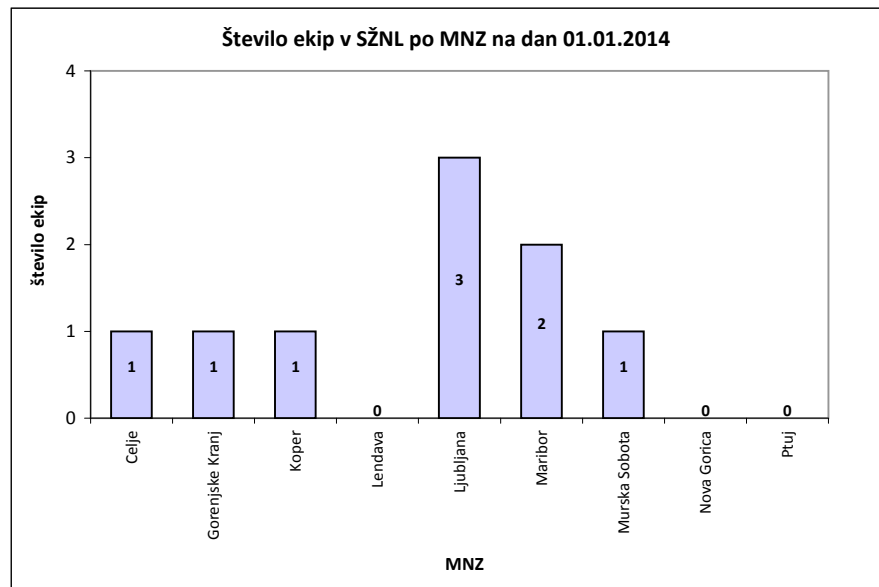
## Razporeditev ekip nogometnih klubov v tekmovanjih NZS in MNZ na dan 01.01.2014

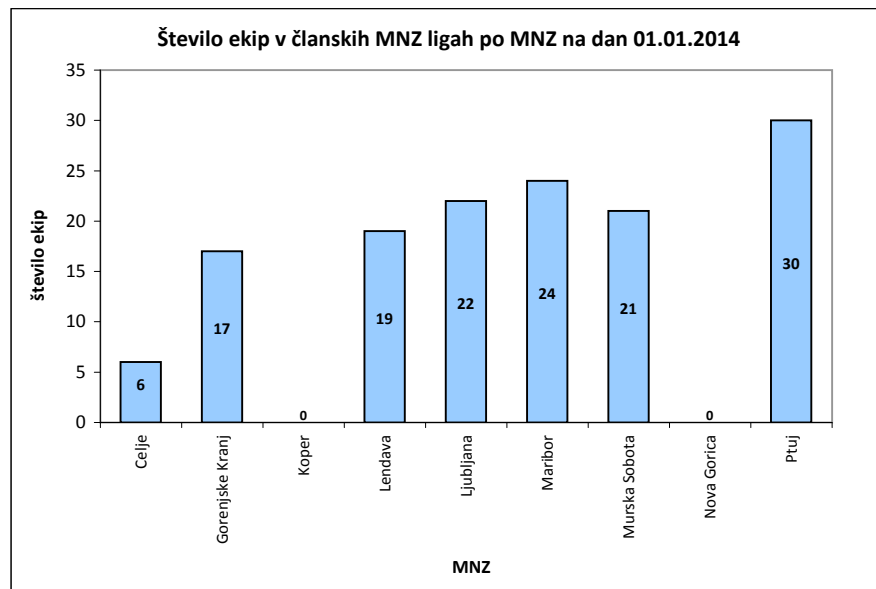
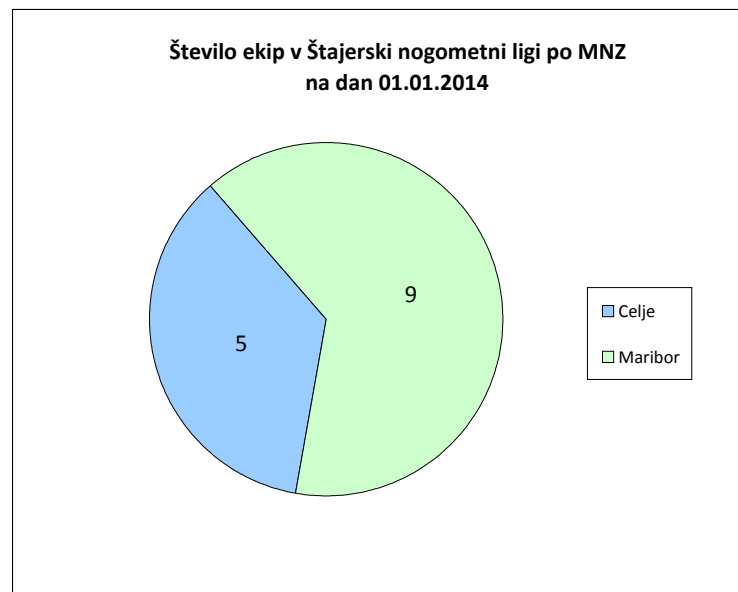
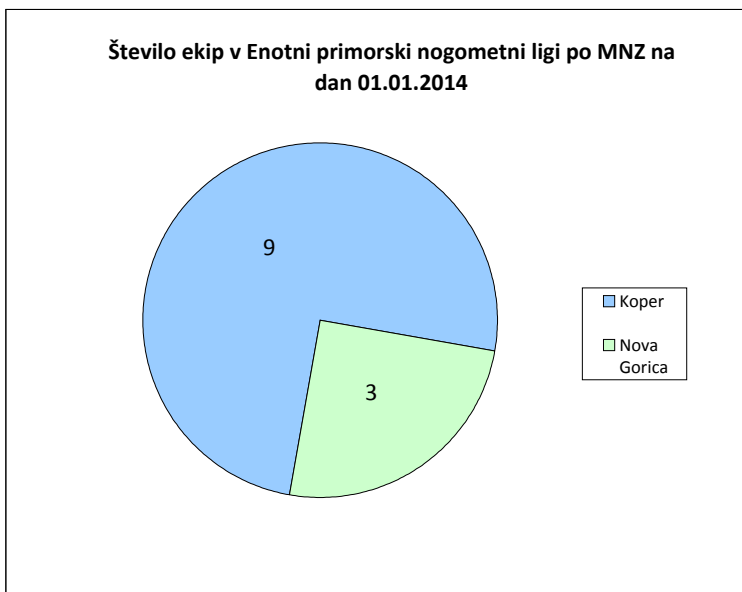
Z.št.	MNZ	Tekmovanja NZS												Tekmovanja MNZ										VSE	
		1.SNL	2.SNL	3.SNL	1.SML	1.SKL	2.SML	2.SKL	U15	1.SŽNL	DU17	DU15	DU13	Skupaj	ŠNL	EPNL	ČL	U19	U17	U15	U13	U11	U9		Skupaj
1	Celje	2	3	3	3	3	5	6	6	1	1	1	1	35	5	0	6	6	7	20	29	31	31	135	170
2	Gorenjske Kranj	1	1	2	1	1	3	3	4	1	1	1	1	20	0	0	17	7	9	12	20	26	28	119	139
3	Koper	1	1	3	2	2	1	1	3	1	0	0	0	15	0	9	0	3	4	9	18	21	17	81	96
4	Lendava	0	0	2	0	0	1	1	0	0	0	0	0	4	0	0	19	6	0	7	10	9	8	59	63
5	Ljubljana	3	3	5	6	6	8	8	6	3	4	5	4	61	0	0	22	14	5	36	46	91	69	283	344
6	Maribor	1	0	1	2	2	4	4	6	2	1	4	3	30	9	0	24	12	13	16	35	36	35	180	210
7	Murska Sobota	0	1	6	0	0	1	1	1	1	1	1	1	14	0	0	21	21	4	16	22	23	17	124	138
8	Nova Gorica	1	0	4	1	1	2	2	3	0	1	0	0	15	0	3	0	3	2	7	10	11	10	46	61
9	Ptuj	1	1	2	1	1	2	2	3	0	1	2	2	18	0	0	30	11	6	13	23	21	20	124	142
<b>SKUPAJ</b>		<b>10</b>	<b>10</b>	<b>28</b>	<b>16</b>	<b>16</b>	<b>27</b>	<b>28</b>	<b>32</b>	<b>9</b>	<b>10</b>	<b>14</b>	<b>12</b>	<b>212</b>	<b>14</b>	<b>12</b>	<b>139</b>	<b>83</b>	<b>50</b>	<b>136</b>	<b>213</b>	<b>269</b>	<b>235</b>	<b>1151</b>	<b>1363</b>

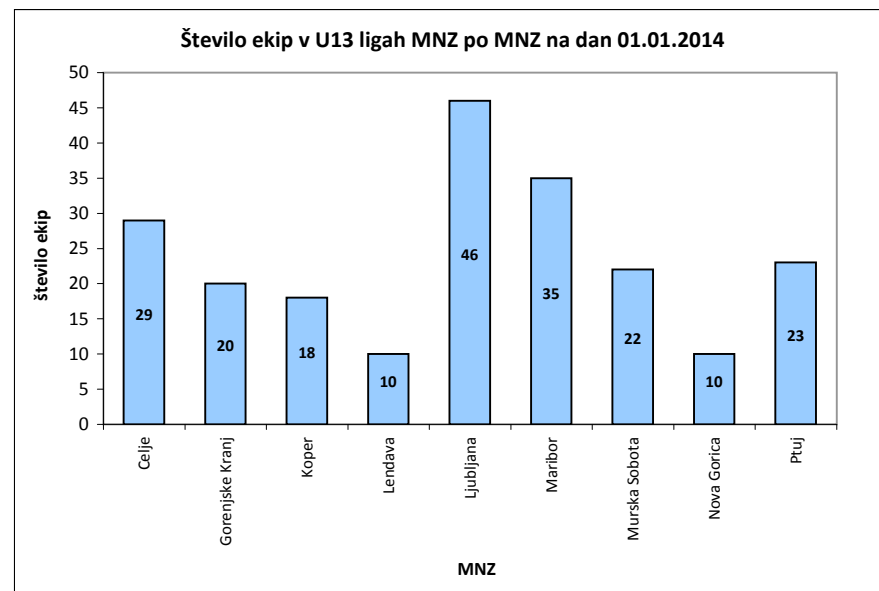
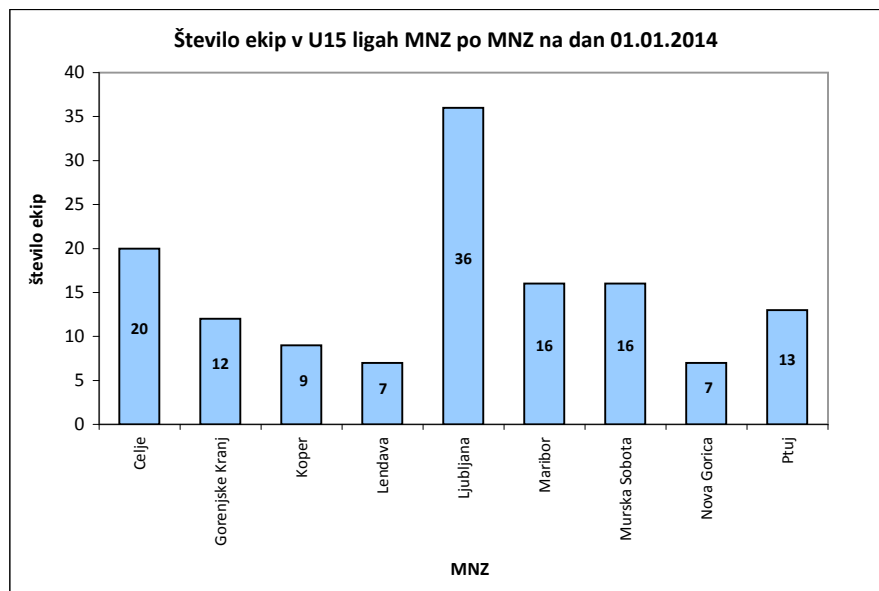
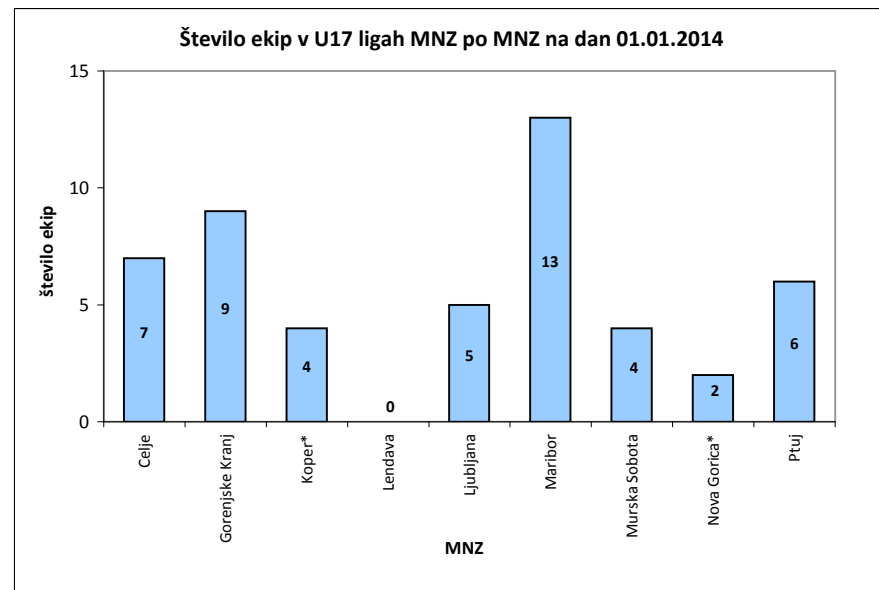
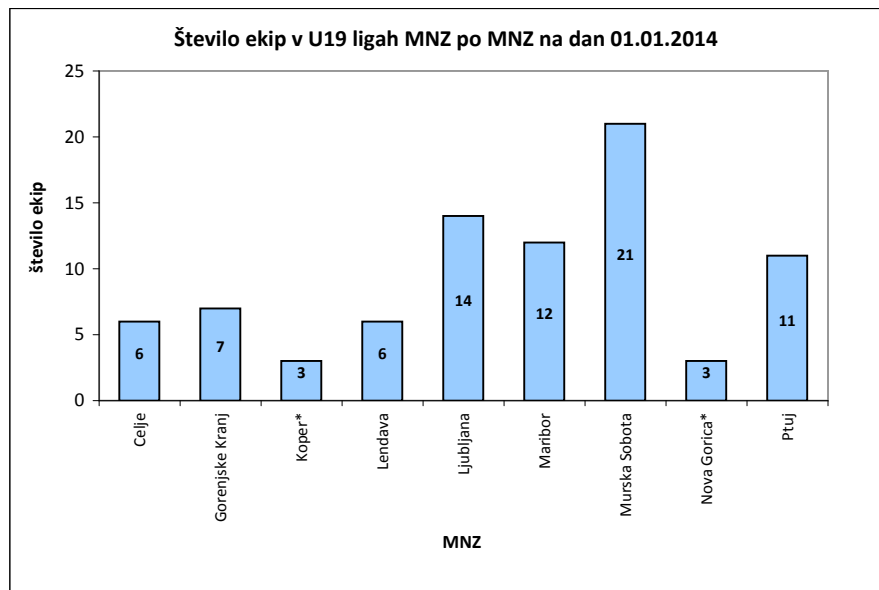
Legenda: ŠNL - Štajerska nogometna liga (MNZ CE in MNZ MB), EPNL - Enotna primorska nogometna liga (MNZ KP in MNZ NG).

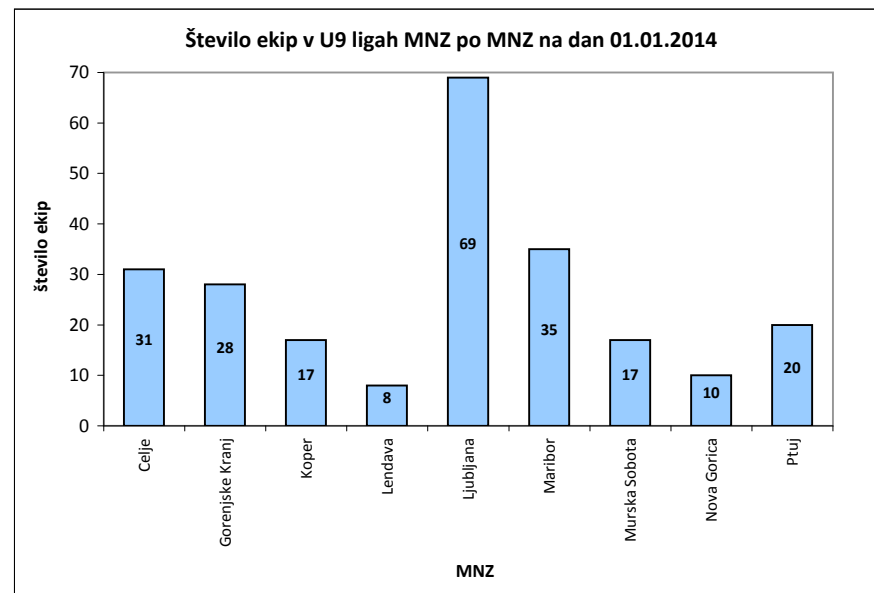
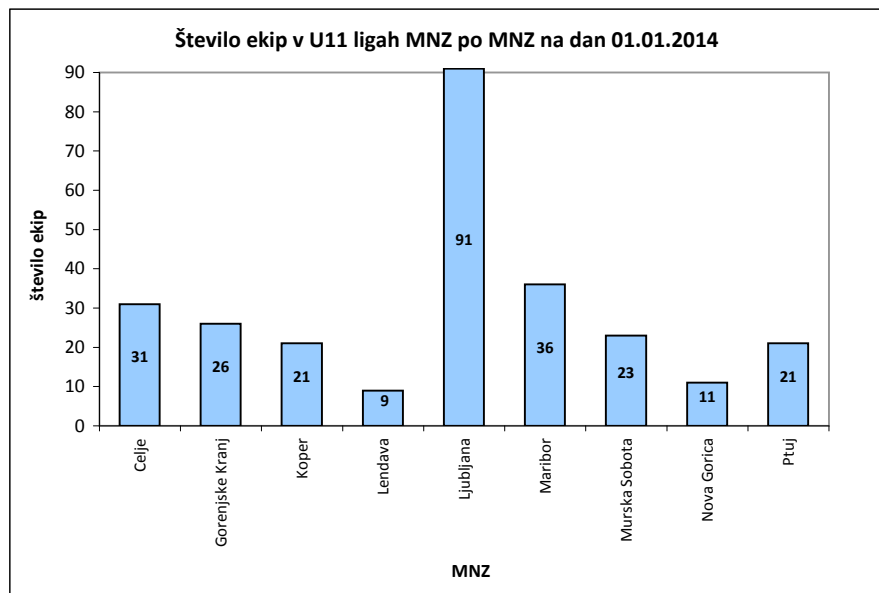






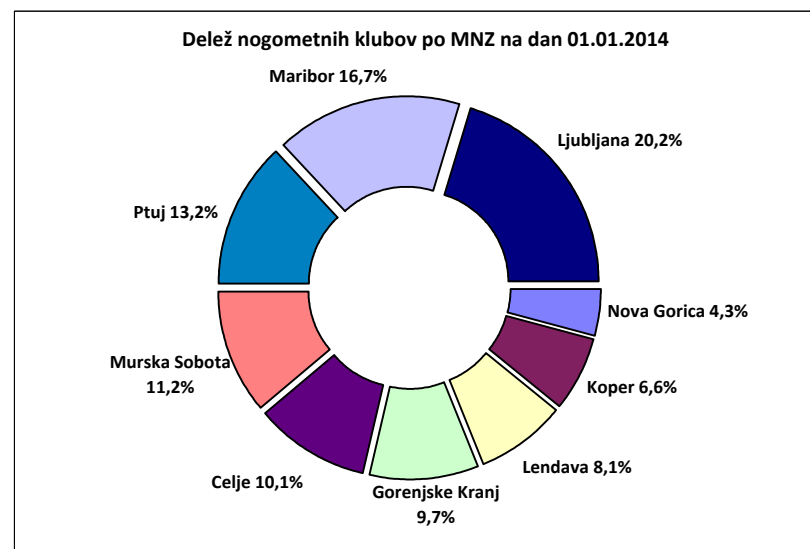
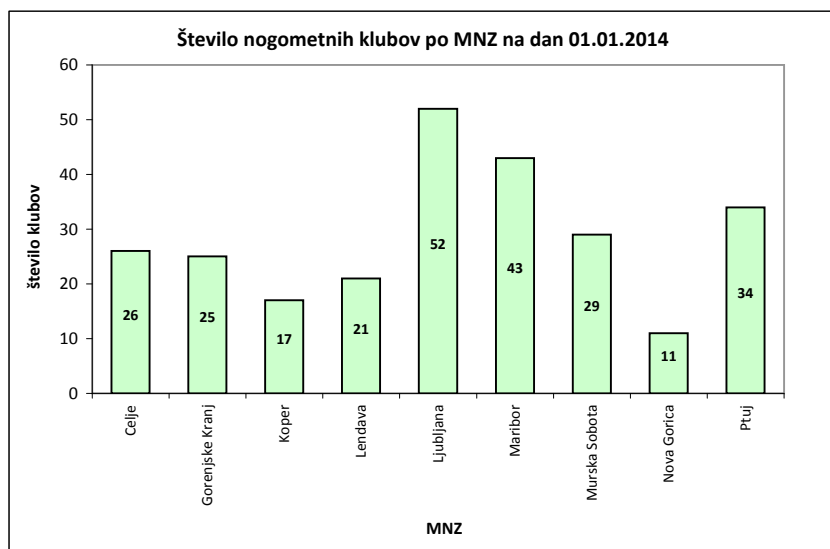


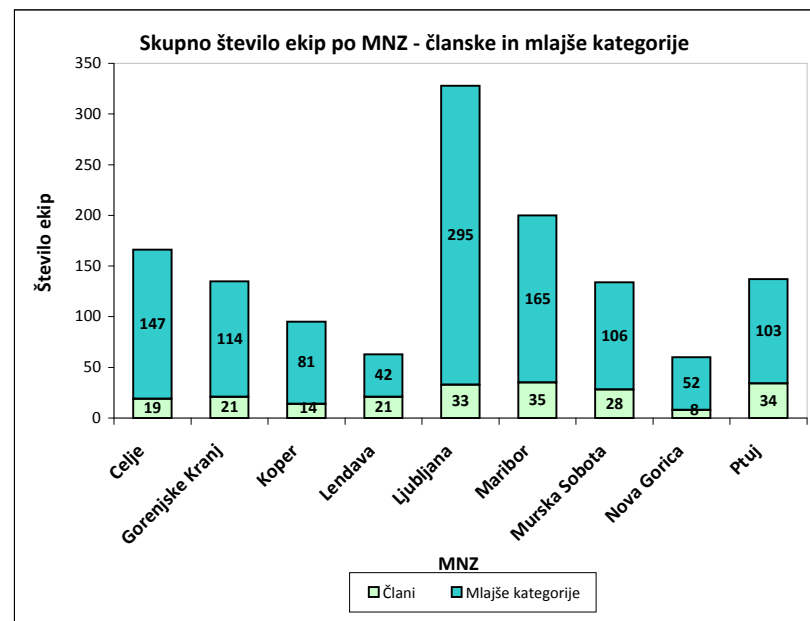
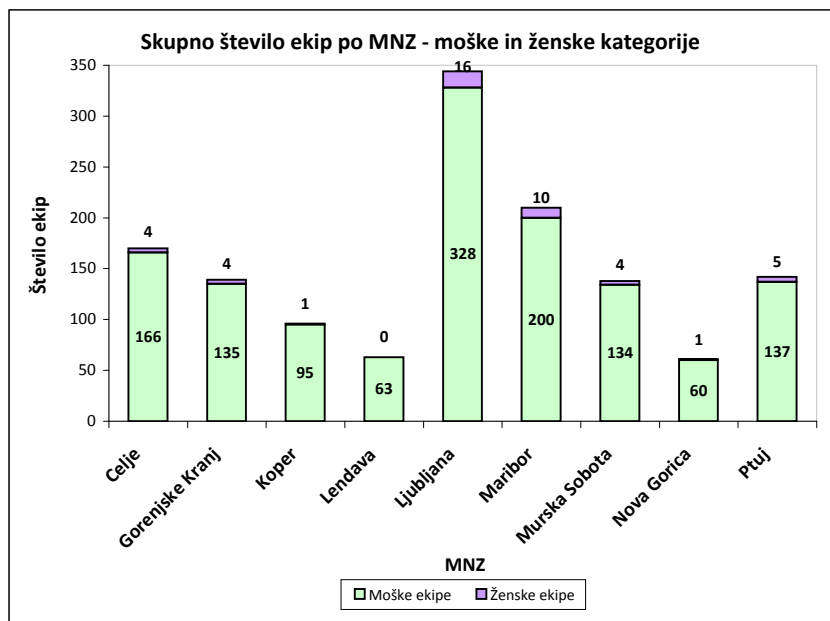
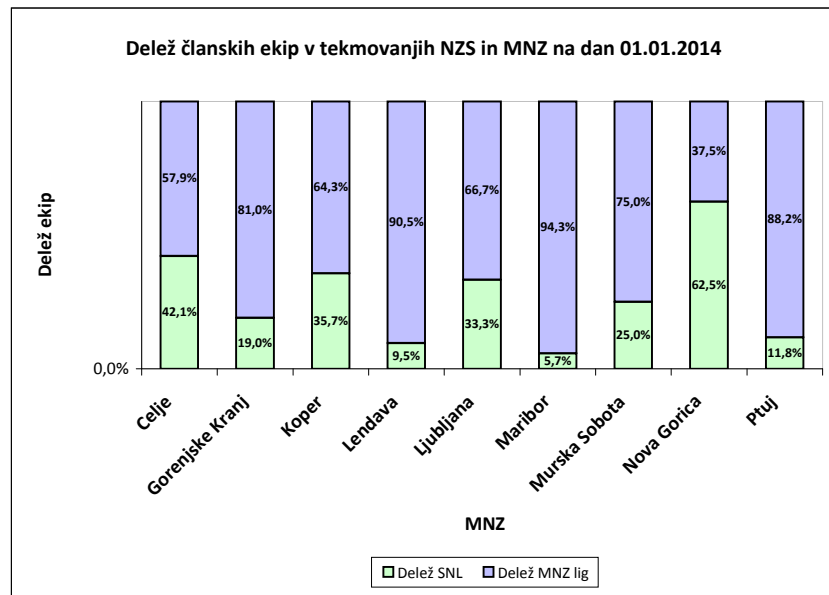




## Analiza delovanja nogometnih klubov po MNZ na dan 01.01.2014

Z.št.	MNZ	Tekmovanja NZS			Skupaj	Skupaj	Skupaj	Delež	Delež	Št. ekip - moški		Moške	Št. ekip - ženske		Ženske	Število ekip		Skupaj	Pokritost članskih	Skupaj	Strukturni
		1.SNL	2.SNL	3.SNL	SNL	MNZ lige	SNL+MNZ	SNL	MNZ lig	člani	ml. kat.	kategorije	člani	ml. kat.	kategorije	člani	ml. kat.	ekip	ekip z ml. kateg.	klubov	delež
1	Celje	2	3	3	8	11	19	42,1%	57,9%	19	147	166	1	3	4	20	150	170	7,5	26	10,1%
2	Gorenjske Kranj	1	1	2	4	17	21	19,0%	81,0%	21	114	135	1	3	4	22	117	139	5,3	25	9,7%
3	Koper	1	1	3	5	9	14	35,7%	64,3%	14	81	95	1	0	1	15	81	96	5,4	17	6,6%
4	Lendava	0	0	2	2	19	21	9,5%	90,5%	21	42	63	0	0	0	21	42	63	2,0	21	8,1%
5	Ljubljana	3	3	5	11	22	33	33,3%	66,7%	33	295	328	3	13	16	36	308	344	8,6	52	20,2%
6	Maribor	1	0	1	2	33	35	5,7%	94,3%	35	165	200	2	8	10	37	173	210	4,7	43	16,7%
7	Murska Sobota	0	1	6	7	21	28	25,0%	75,0%	28	106	134	1	3	4	29	109	138	3,8	29	11,2%
8	Nova Gorica	1	0	4	5	3	8	62,5%	37,5%	8	52	60	0	1	1	8	53	61	6,6	11	4,3%
9	Ptuj	1	1	2	4	30	34	11,8%	88,2%	34	103	137	0	5	5	34	108	142	3,2	34	13,2%
<b>SKUPAJ</b>		<b>10</b>	<b>10</b>	<b>28</b>	<b>48</b>	<b>165</b>	<b>213</b>	<b>22,5%</b>	<b>77,5%</b>	<b>213</b>	<b>1105</b>	<b>1318</b>	<b>9</b>	<b>36</b>	<b>45</b>	<b>222</b>	<b>1141</b>	<b>1363</b>	<b>5,2</b>	<b>258</b>	<b>100,0%</b>







## Razporeditev ekip klubov malega nogometa v tekmovanjih NZS in MNZ ter analiza delovanja MNZ na dan 01.01.2014

Z.št.	MNZ	Tekmovanja NZS							MNZ	NZS + MNZ	Delež NZS	Delež MNZ lig	Skupaj KMN	Strukturni delež KMN	
		1.SFL	2.SFL	3.SFL	U21	U18	U15	U13							SKUPAJ
1	Celje	2	0	0	2	4	2	0	10	0	10	100,0%	0,0%	4	11,1%
2	Gorenjske Kranj	0	1	0	1	1	0	0	3	0	3	100,0%	0,0%	1	2,8%
3	Koper	1	1	6	1	2	1	0	12	0	12	100,0%	0,0%	7	19,4%
4	Lendava	0	0	0	0	0	0	0	0	0	0	0,0%	0,0%	0	0,0%
5	Ljubljana	2	2	0	3	4	3	3	17	11	28	60,7%	39,3%	4	11,1%
6	Maribor	1	1	9	1	4	0	2	18	0	18	100,0%	0,0%	12	33,3%
7	Murska Sobota	0	0	0	0	0	1	1	2	0	2	100,0%	0,0%	1	2,8%
8	Nova Gorica	2	1	0	3	3	1	2	12	0	12	100,0%	0,0%	3	8,3%
9	Ptuj	0	1	2	1	3	1	1	9	0	9	100,0%	0,0%	4	11,1%
<b>SKUPAJ</b>		<b>8</b>	<b>7</b>	<b>17</b>	<b>12</b>	<b>21</b>	<b>9</b>	<b>9</b>	<b>83</b>	<b>11</b>	<b>94</b>	<b>88,3%</b>	<b>11,7%</b>	<b>36</b>	<b>100,0%</b>

